

Michigan: Newcomers and Neighbors

MICHIGAN



Michigan is home to nearly **700,000** immigrants — approximately **7%** of the state's total population.¹



Detroit has a large and diverse immigrant population, with more than **420,000** immigrants residing in the metro area.²



9.6%

of Michigan households have at least one immigrant member.³



14%

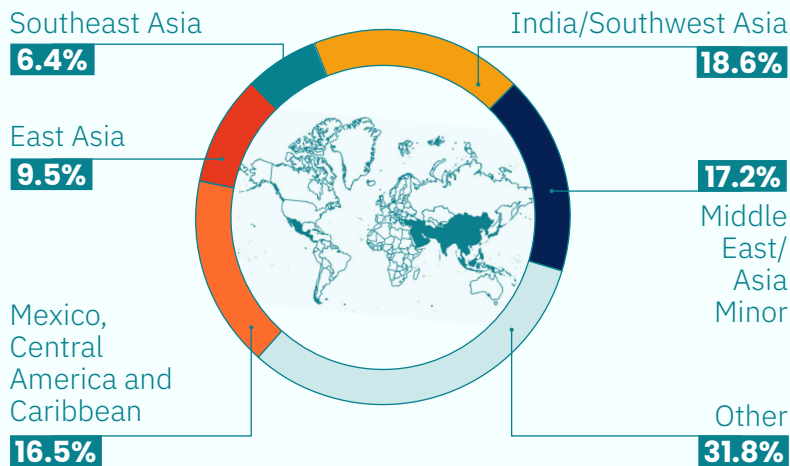
of Michigan's children have at least one foreign-born parent.⁴



Immigrants make up **10%** of Detroit's population. They hail from over 100 different countries.⁵

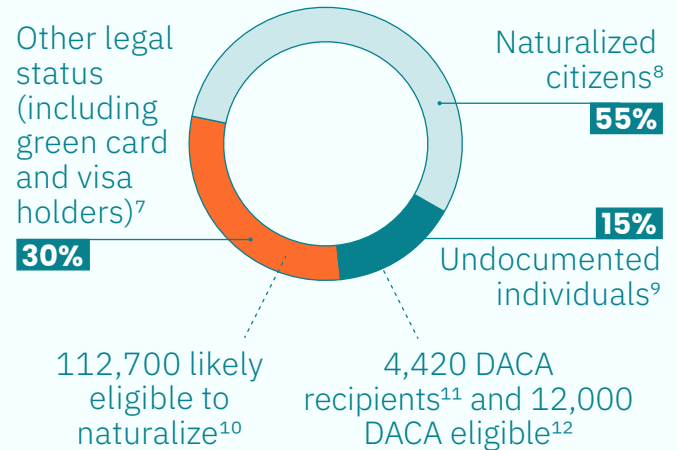
REGIONS OF ORIGIN

Regions of birth of Michigan's foreign-born population⁶



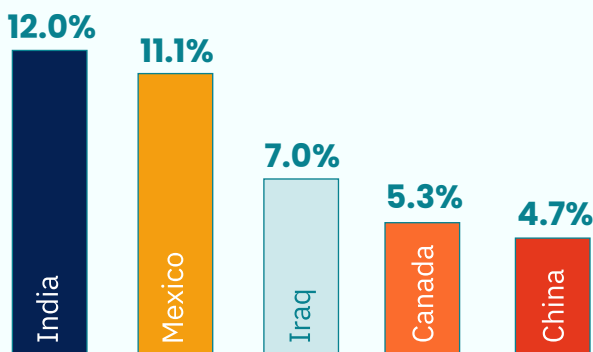
LEGAL STATUS

Legal status of Michigan's foreign-born population



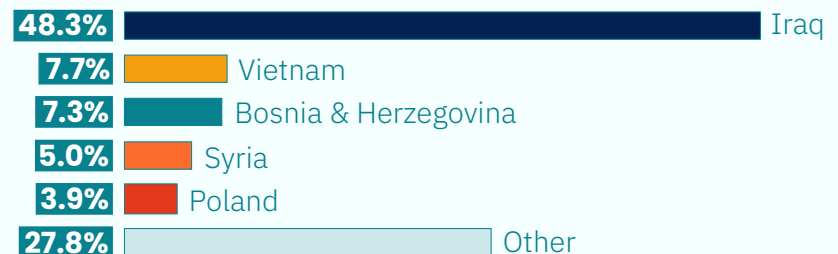
COUNTRIES OF ORIGIN

Top countries of birth for Michigan's foreign-born population¹³



REFUGEE RESETTLEMENT

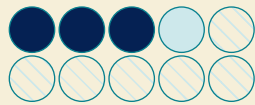
Top countries of origin for Michigan's refugee population¹⁴



Michigan has been among the top five states for refugee resettlement over the last decade.¹⁵ Approximately **72,700** refugees call Michigan home.¹⁶

MICHIGAN: A BORDER STATE


U.S. border patrol considers all of Michigan to be within **100** miles of an international border, meaning that border patrol agents can carry out warrantless searches anywhere in the state.¹⁷



Over **30%** of people processed by border patrol are U.S. citizens, and another **10%** are foreign citizens lawfully in the country.



Over 63% of people detained over a two year period were first stopped by another agency, like local police.



The number of border patrol agents in the Detroit grew from 38 to 411 between 2001 and 2015, an increase of 981%, by far the fastest rate of growth of any sector.¹⁸

STRENGTHENING COMMUNITIES

Migrants are:



Increasing home ownership



Helping lower eviction and crime rates



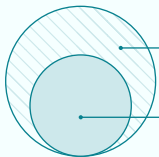
Opening businesses



Revitalizing towns and neighborhoods¹⁹



Immigrants are helping address Michigan's population challenges, accounting for 57.7% of the state's population growth in the past decade.²⁰



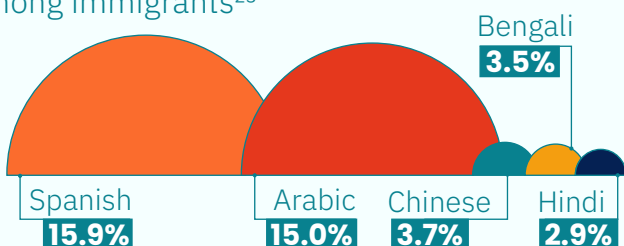
Michigan has nearly **360,000** eligible foreign-born voters, approximately **242,000** of whom are in the Detroit metro area.²¹

66,000

There are approximately **66,000** "newly naturalized citizens" in Michigan, a potentially powerful voting force in a state with often narrow electoral margins.²²

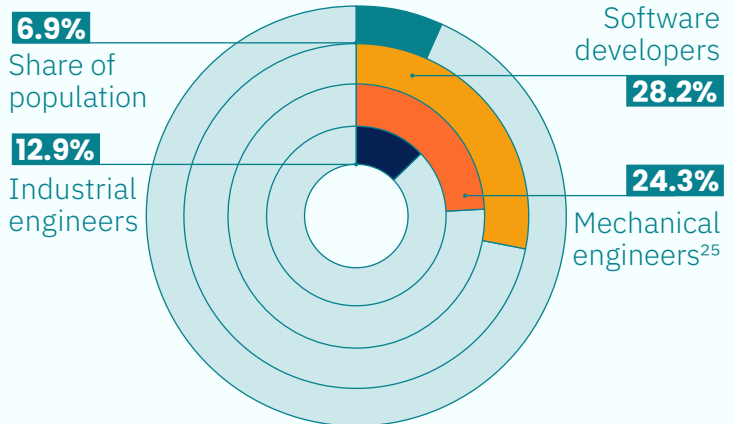
LANGUAGES

Top languages spoken at home other than English among immigrants²³



WORKFORCE

Immigrants comprise **6.9%** of Michigan's population but make up **8.4%** of its labor force and significant portions of the workforce in critical fields, including:



The immigrant share of workers is highest in:



Manufacturing



Education



Transportation & Warehousing



Professional Services



Construction



Agriculture



Health Care²⁴

\$67.8B

Immigrants contributed \$67.8 billion, nearly 10%, to the state's GDP in 2022.²⁶

ENDNOTES

- ¹ Migration Policy Institute (MPI) - State Immigration Data Profiles: Michigan: Demographic & Social (2022), retrieved from <https://www.migrationpolicy.org/data/state-profiles/state/demographics/MI>
- ² New American Economy - Immigrants and the Economy in: Detroit Metro Area (2019), retrieved from <https://www.newamericaneconomy.org/city/detroit/>
- ³ American Immigration Council (AIC) – Contributions of New Americans in Michigan: Demographics (2022), retrieved from www.americanimmigrationcouncil.org/sites/default/files/research/new_americans_michigan_2024.pdf
- ⁴ MPI - State Immigration Data Profiles: Michigan: Demographic & Social: Children under 18 (2022).
- ⁵ New American Economy - Immigrants and the Economy in: Detroit Metro Area (2019).
- ⁶ AIC – Contributions of New Americans in Michigan: Demographics: Top regions of origin for immigrants living in the state (2022).
- ⁷ AIC – Contributions of New Americans in Michigan: Naturalization (2022).
- ⁸ AIC – Contributions of New Americans in Michigan: Naturalization (2022).
- ⁹ AIC – Contributions of New Americans in Michigan: Undocumented Immigrants (2022).
- ¹⁰ AIC – Contributions of New Americans in Michigan: Naturalization (2022).
- ¹¹ MPI – DACA Recipients & Eligible Population, by State: Michigan (2024), retrieved from <https://www.migrationpolicy.org/programs/data-hub/deferred-action-childhood-arrivals-daca-profiles>.
- ¹² MPI – DACA Recipients & Eligible Population, by State: Michigan (2023).
- ¹³ AIC – Contributions of New Americans in Michigan: Demographics: Top countries of origin for immigrants living in the state (2022).
- ¹⁴ AIC – Contributions of New Americans in Michigan: Refugees (2022).
- ¹⁵ Immigration Research Initiative – Refugee Resettlement per Capita: Which State Do the Most? (2023), retrieved from <https://immresearch.org/wp-content/uploads/Refugees-per-capita-2013-to-2023-1.pdf>.
- ¹⁶ AIC – Contributions of New Americans in Michigan: Refugees (2022).
- ¹⁷ American Civil Liberties Union (ACLU) of Michigan - 100 Mile Zone Fact Sheet: What is Border Patrol Doing in Michigan? (2012-2014), retrieved from https://www.aclumich.org/sites/default/files/Fact%20sheet_100_Mile_Zone.pdf
- ¹⁸ ACLU of Michigan – *The Border’s Long Shadow: How Border Patrol Uses Racial Profiling and Local and State Police to Target and Instill Fear in Michigan’s Immigrant Communities* (2021), retrieved from https://www.aclumich.org/sites/default/files/field_documents/is_all_of_michigan_a_warrantless_border_zone_-_michigan_immigrant_rights_center_v_dept_of_homeland_security_-_100-mile_zone_report.pdf
- ¹⁹ Global Detroit - Building Inclusive Cities: Findings: Population Stabilization (1970-2018): Eviction & Vacancy Rates (2014-2019): Crime & Fire Rates (2019), retrieved from <https://buildinginclusivecities.org/Findings-1>
- ²⁰ AIC, “New Report Shows Immigrants Play Critical Role to Michigan’s Population Growth, Economy,” May 9, 2024. <https://www.americanimmigrationcouncil.org/news/new-report-shows-immigrants-play-critical-role-michigan%E2%80%99s-population-growth-economy>
- ²¹ AIC – Map the Impact of Immigration: By State: Michigan: Number of Eligible Immigrant Voters (2022), retrieved from <https://data.americanimmigrationcouncil.org/map-the-impact/>
- ²² *PBS NewsHour*, “New citizens in Michigan share what voting means to them,” September 11, 2024. <https://www.pbs.org/newshour/politics/new-citizens-in-michigan-share-what-voting-means-to-them>
- ²³ AIC – Contributions of New Americans in Michigan: Demographics (2022).
- ²⁴ AIC – Contributions of New Americans in Michigan: Workforce (2022).
- ²⁵ AIC – Contributions of New Americans in Michigan: The Demographic and Economic Contributions of Immigrants in the State (2022).
- ²⁶ AIC – Contributions of New Americans in Michigan: Spending Power & Tax Contributions (2022).